

SERIE GIRO

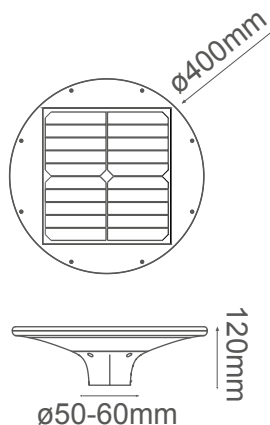
Modelo: 52-4020

astro
LED Lighting



-07 Negro

***Poste No Incluido**



CARACTERÍSTICAS DEL PRODUCTO:

GENERAL:

WATTS: 20W

FLUJO LUMINOSO: 2100lm

TEMPERATURA DE COLOR: 3000K / 4000K

TIEMPO TOTAL DE CARGA: 4-6 HORAS DE LUZ SOLAR

RANGO DE SENSOR PIR: N/A

HORAS DE ILUMINACIÓN: 8-12 HORAS

IP: 65

CRI >90

MATERIAL: ABS+PC


BATERIA: BATERÍA DE LITIO 6000MAH,6.4V, 38.4WH, REEMPLAZABLE)

TEMPERATURA DE TRABAJO: -20C° - 60C°

ALTURA DE INSTALACIÓN: 2~4 mts

DISTANCIA DE INSTALACIÓN: 10~15mtrs

ICONOGRAFÍA:



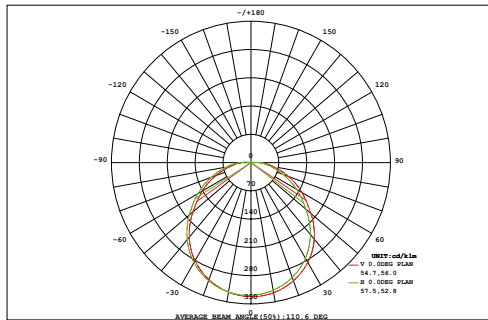
SERIE GIRO

INFORMACIÓN FOTOMÉTRICA:



LUMINAIRE PHOTOMETRIC TEST REPORT

Test:U:0V I:0A P:0W PF:1.000 Freq:0Hz Lamp Flux:1849.51x1 lm		
NAME:	TYPE:	WEIGHT:
SPEC.:	DIM.:	SERIAL No.:
MFR.:	SUR.:	Shielding Angle:



DATA OF LAMP		PHOTOMETRIC DATA	
MODEL		Imax (cd/klm)	331.9
NOMINAL POWER (W)	20	AVAILABILITY (%)	96.7
RATED VOLTAGE (V)		Avai. FLUX (lm/klm)	967.0
NOMINAL FLUX (lm)	1849.51	LOR (%)	100.0
LAMPS INSIDE	1	TOTAL FLUX (lm/klm)	1000.0
TEST VOLTAGE (V)		θ @50% (H, V)	111,110DEG

VERTICAL (DEG)	AREA FLUX DIAGRAM																UNIT:lm/klm		Φ t	Φ a
	0.07	0.23	0.42	0.62	0.83	1.02	1.17	1.29	1.35	1.34	1.26	1.14	0.97	0.78	0.58	0.39	0.21	0.06		
90	0.07	0.23	0.42	0.62	0.83	1.02	1.17	1.29	1.35	1.34	1.26	1.14	0.97	0.78	0.58	0.39	0.21	0.06	13.7	10.4
80	0.08	0.30	0.59	0.96	1.37	1.77	2.11	2.38	2.52	2.51	2.34	2.06	1.70	1.30	0.90	0.55	0.27	0.07	23.8	23.5
70	0.09	0.36	0.78	1.34	1.99	2.65	3.24	3.68	3.92	3.90	3.64	3.17	2.57	1.91	1.27	0.73	0.33	0.08	35.7	35.6
60	0.10	0.43	0.98	1.74	2.66	3.59	4.41	5.02	5.36	5.34	4.96	4.32	3.49	2.56	1.66	0.92	0.39	0.09	48.0	48.0
50	0.10	0.49	1.17	2.13	3.28	4.46	5.53	6.37	6.82	6.80	6.30	5.43	4.34	3.17	2.05	1.10	0.45	0.09	60.1	60.0
40	0.11	0.54	1.34	2.47	3.81	5.27	6.60	7.57	8.09	8.07	7.50	6.49	5.14	3.70	2.38	1.26	0.50	0.10	70.9	70.9
30	0.12	0.58	1.47	2.73	4.27	5.95	7.42	8.48	9.03	9.00	8.40	7.31	5.82	4.15	2.63	1.40	0.54	0.10	79.4	79.4
20	0.12	0.61	1.56	2.91	4.61	6.41	7.96	9.07	9.63	9.59	8.97	7.84	6.28	4.48	2.81	1.49	0.57	0.11	85.0	85.0
10	0.12	0.63	1.61	2.99	4.78	6.64	8.21	9.36	9.93	9.88	9.27	8.11	6.51	4.65	2.89	1.53	0.58	0.11	87.8	87.8
0	0.12	0.62	1.60	2.97	4.75	6.59	8.15	9.28	9.83	9.85	9.24	8.07	6.48	4.62	2.87	1.52	0.58	0.11	87.3	87.2
-10	0.12	0.60	1.53	2.84	4.51	6.28	7.78	8.85	9.42	9.43	8.85	7.73	6.18	4.40	2.75	1.46	0.56	0.11	83.4	83.4
-20	0.11	0.57	1.42	2.62	4.10	5.72	7.13	8.18	8.72	8.72	8.17	7.09	5.64	4.00	2.54	1.35	0.53	0.10	76.7	76.7
-30	0.11	0.52	1.27	2.33	3.57	4.94	6.22	7.17	7.66	7.65	7.15	6.17	4.86	3.49	2.25	1.20	0.48	0.10	67.1	67.1
-40	0.10	0.46	1.09	1.97	2.99	4.04	5.05	5.84	6.24	6.23	5.80	4.99	3.98	2.92	1.90	1.03	0.43	0.09	55.2	55.1
-50	0.09	0.40	0.90	1.57	2.35	3.16	3.89	4.44	4.71	4.70	4.40	3.85	3.10	2.29	1.50	0.85	0.37	0.09	42.7	42.6
-60	0.09	0.34	0.71	1.18	1.71	2.25	2.75	3.11	3.29	3.28	3.08	2.70	2.20	1.65	1.12	0.66	0.31	0.08	30.5	30.4
-70	0.08	0.27	0.53	0.82	1.13	1.44	1.71	1.90	1.99	1.98	1.88	1.67	1.40	1.09	0.78	0.49	0.25	0.07	19.5	19.1
-80	0.07	0.21	0.37	0.52	0.66	0.80	0.91	0.98	1.01	1.01	0.97	0.89	0.77	0.64	0.49	0.34	0.20	0.06	10.9	5.02
-90																				
Φ t	1.79	8.18	19.3	34.7	53.4	73.0	90.2	103	110	109	102	89.0	71.4	51.8	33.4	18.3	7.57	1.63	978	---
Φ a	1.28	7.65	18.8	34.2	52.8	72.4	89.7	102	109	109	102	88.4	70.8	51.1	32.7	17.6	6.89	0.97	---	967

one-half-peak spread: U:53.2,D:55.9 , L:56.4,R:55.1 NEMA Beam Type: Type 7

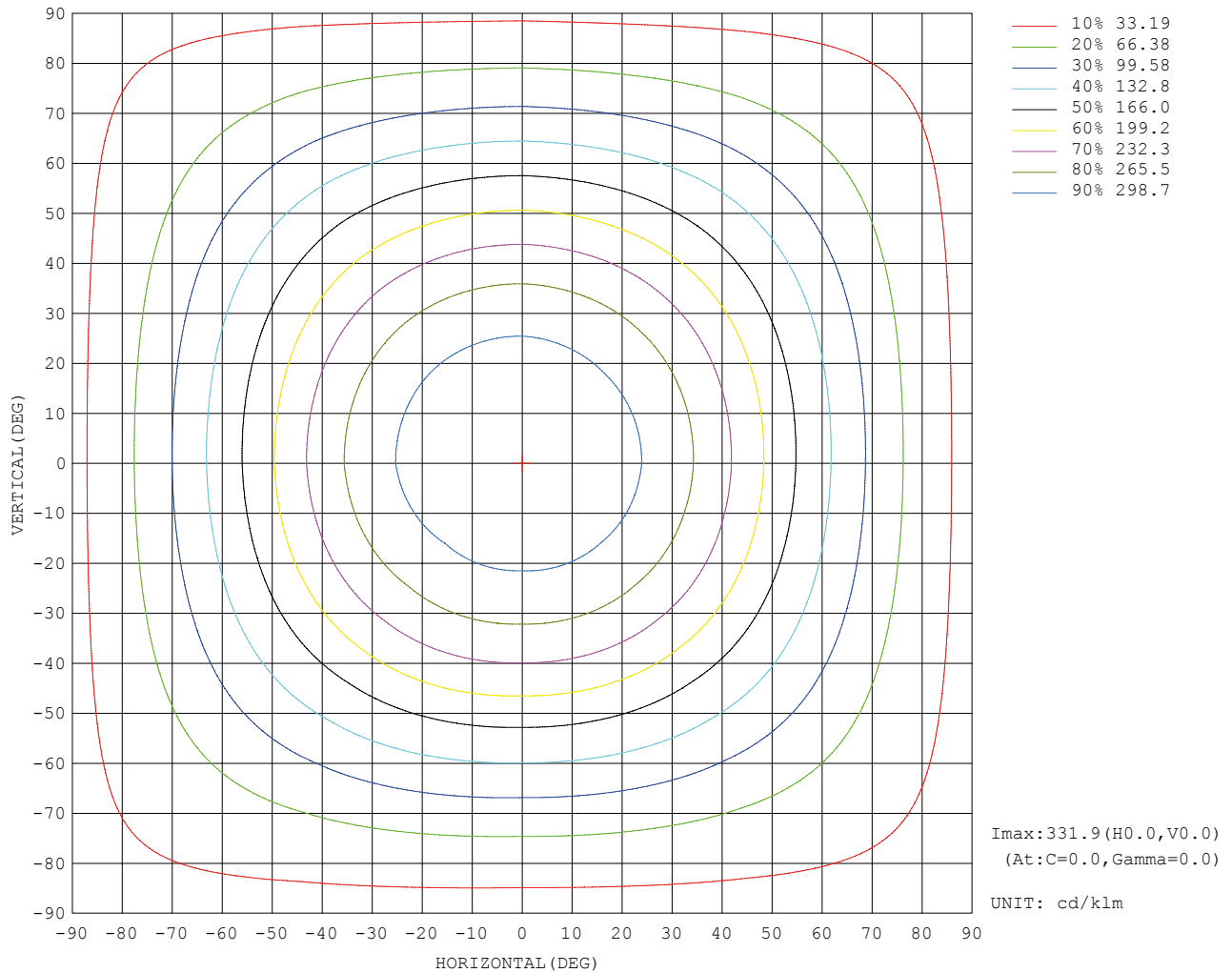
C Range: 0 - 360DEG
 C Interval: 45.0DEG
 Test Speed: HIGH
 Temperature:25.3DEG
 Operators:
 Test Date:2022-04-14

γ Range: 0 - 180DEG
 γ Interval: 1.0DEG
 Test System:EVERFINE GO-2000B_V1 SYSTEM V2.0.362
 Humidity:65.0%
 Test Distance:10.864m [K=1.0000]
 Remarks:

SERIE GIRO

INFORMACIÓN FOTOMÉTRICA:

ISOCANDELA DIAGRAM



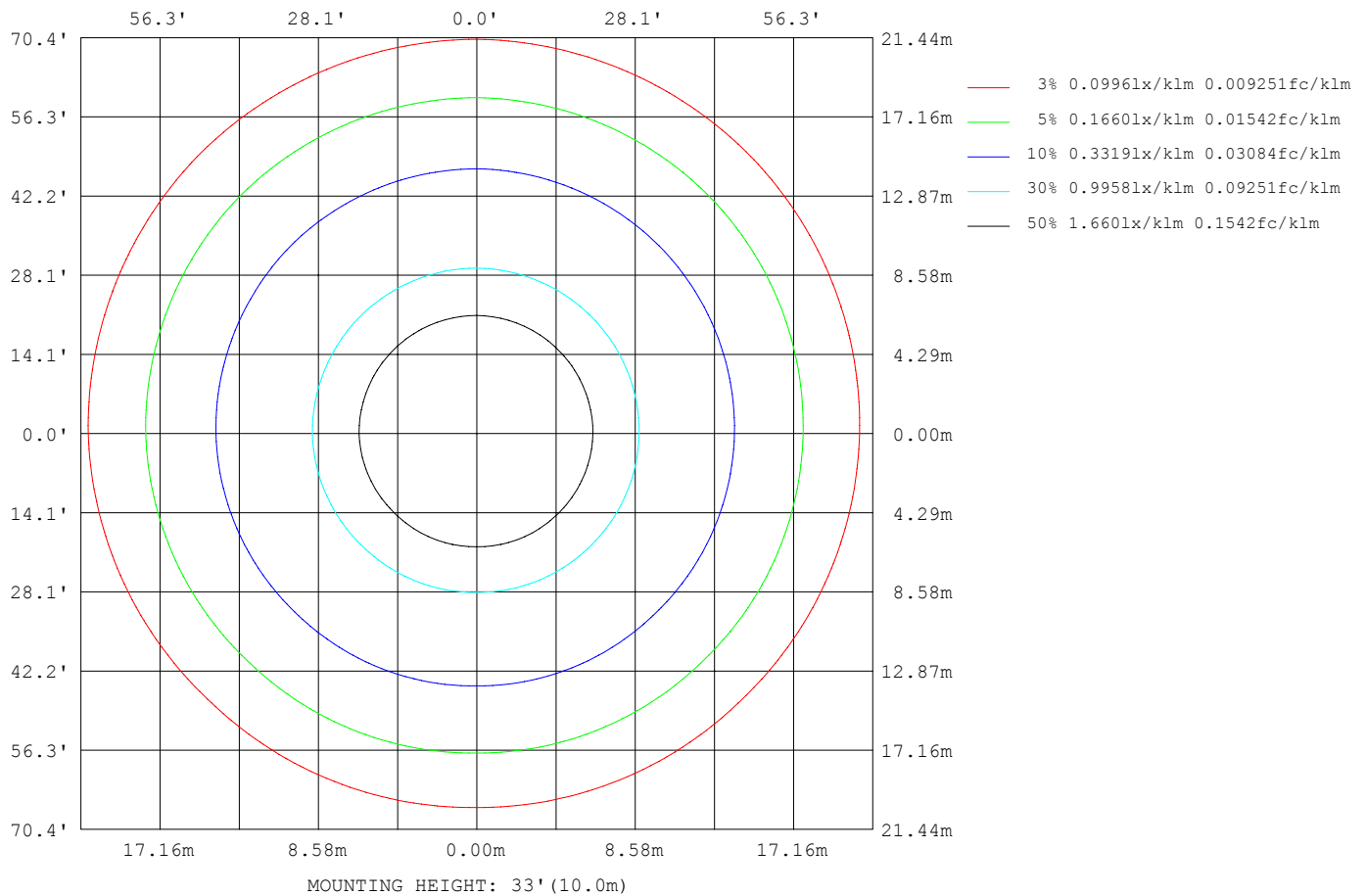
C Range: 0 - 360DEG
C Interval: 45.0DEG
Test Speed: HIGH
Temperature: 25.3DEG
Operators:
Test Date: 2022-04-14

γ Range: 0 - 180DEG
γ Interval: 1.0DEG
Test System: EVERFINE GO-2000B_V1 SYSTEM V2.0.362
Humidity: 65.0%
Test Distance: 10.864m [K=1.0000]
Remarks:

SERIE GIRO

INFORMACIÓN FOTOMÉTRICA:

ISOLUX DIAGRAM



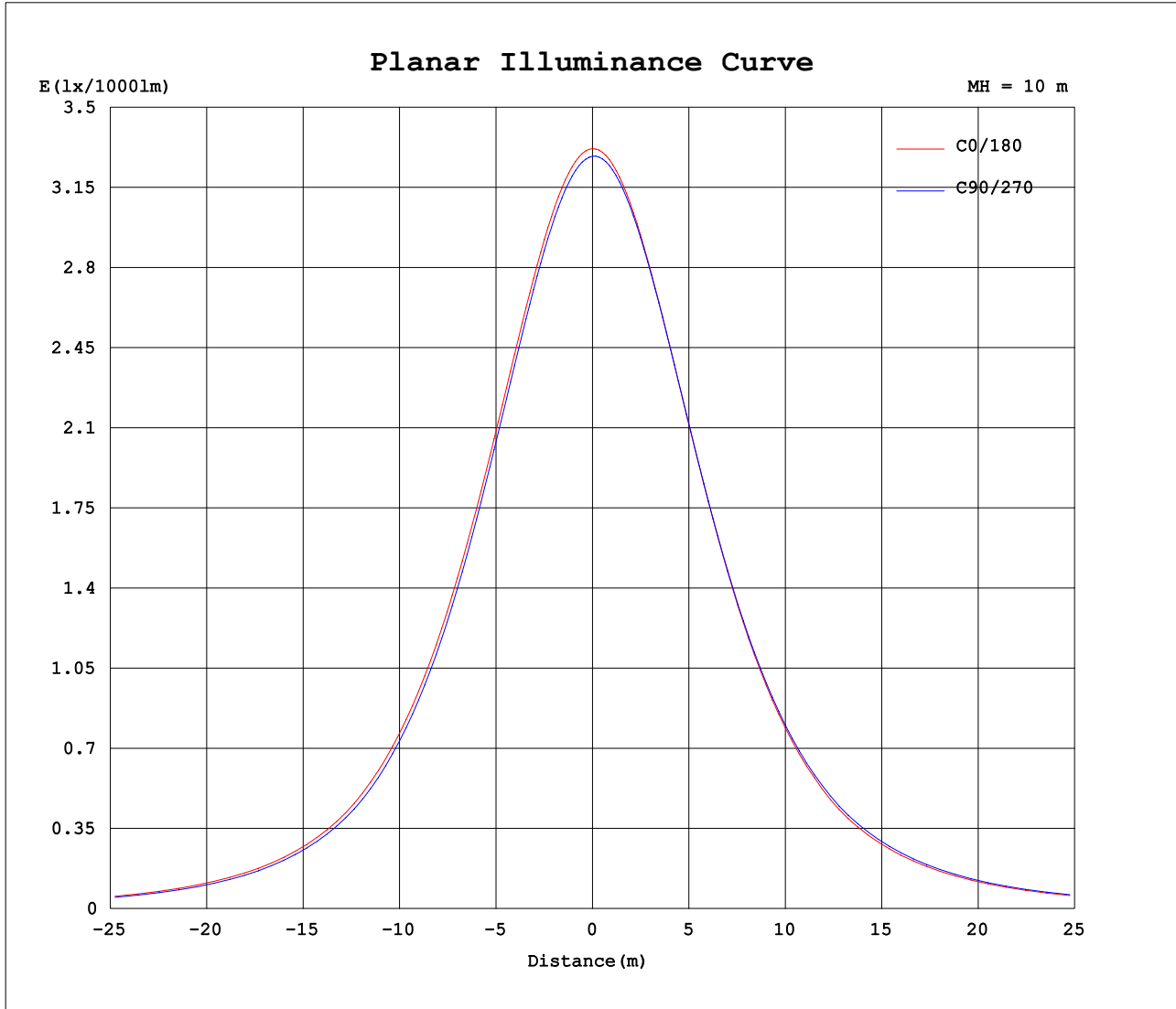
C Range: 0 - 360DEG
C Interval: 45.0DEG
Test Speed: HIGH
Temperature: 25.3DEG
Operators:
Test Date: 2022-04-14

γ Range: 0 - 180DEG
 γ Interval: 1.0DEG
Test System: EVERFINE GO-2000B_V1 SYSTEM V2.0.362
Humidity: 65.0%
Test Distance: 10.864m [K=1.0000]
Remarks:

SERIE GIRO

INFORMACIÓN FOTOMÉTRICA:

Planar Illuminance Curve



C Range: 0 - 360DEG
C Interval: 45.0DEG
Test Speed: HIGH
Temperature: 25.3DEG
Operators:
Test Date: 2022-04-14

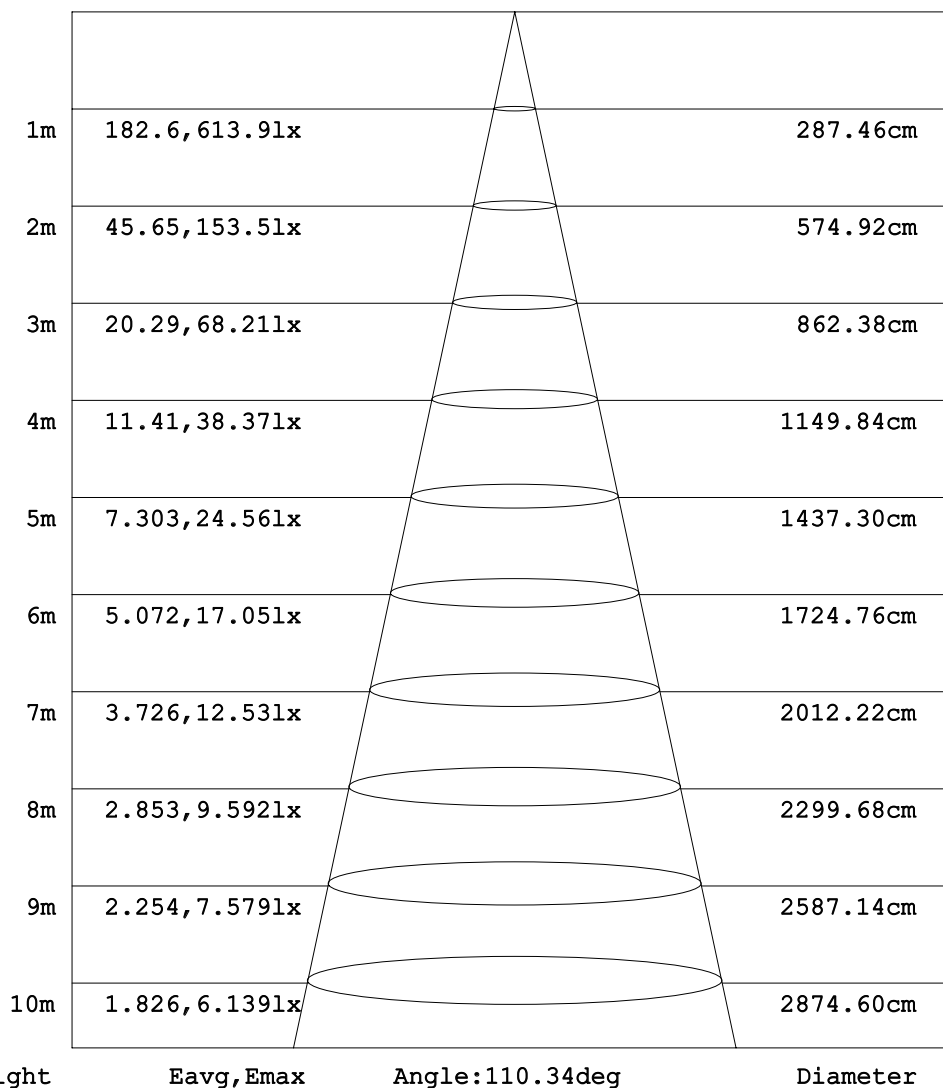
γ Range: 0 - 180DEG
 γ Interval: 1.0DEG
Test System: EVERFINE GO-2000B_V1 SYSTEM V2.0.362
Humidity: 65.0%
Test Distance: 10.864m [K=1.0000]
Remarks:

SERIE GIRO

INFORMACIÓN FOTOMÉTRICA:

AAI Figure

Flux out:1261 lm



Note: The Curves indicate the illuminated area and the average illumination when the luminaire is at different distance.

C Range: 0 - 360DEG
C Interval: 45.0DEG
Test Speed: HIGH
Temperature: 25.3DEG
Operators:
Test Date: 2022-04-14

γ Range: 0 - 180DEG
γ Interval: 1.0DEG
Test System: EVERFINE GO-2000B_V1 SYSTEM V2.0.362
Humidity: 65.0%
Test Distance: 10.864m [K=1.0000]
Remarks: